

CHROMOFLEX RC



Wireless Full-Spectrum-Color-Control

Chromoflex RC is an excellent value full colour control and was designed for use with modern High-Power RGB LEDs. There are currently two Chromoflex RC models available „i350“ for use with constant current LEDs and „STRIPE“ for use with LED stripes. The Chromoflex RC is able to synthesise up to 16 millions of different colours. Hence it is the ideal control for all kind of sophisticated effect illuminations, deco and wellness lighting.

Chromoflex RC is a further development of the Chromoflex I and II series. The acronym RC stands for „Radio Controlled“. That's why either a handheld Chromoflex Radio Remote Control or the Chromoflex USB Dongle (for PC) is required additionally to this Chromoflex RC module.

The Chromoflex RC was designed for easy use. It comes with many built in effects (from calming colour change, up to show effects). However, the user can change and store many own settings. Up to 8 different wireless networks can be operated simultaneously. The colour changes and static colours of the modules within a network are synchronised automatically (but random effects of course not). The range of the radio transmission is depending on the environment, but can be up to 300 meters in open air. Indoors normally a reliable operation within 20-50 meters is no problem.

Usage

The modules were designed for in-house use in dry places, but the LEDs (if suited) might also be used in wet environments or outdoor.

Important: The modules must be operated with a power supply, that is matched to the used LEDs! Other loads than LEDs (especially inductive loads like motors, coils, ..) might destroy the module.

Chromoflex RC operates on a frequency of 868.3 Mhz (license free in EC, Switzerland, Norway and Iceland)

Safety Instructions

The modules might produce some heat. Care must be taken for sufficient air ventilation.

Although the modules are equipped with a limited reverse polarity protection, connecting the power in reverse polarity (even for a short time) can destroy the module.

Do not modify the electronics. Regard the official regulations for electrical devices (like DIN, VDE, EN), especially if the LEDs are used in wet areas!

This product is not a toy, keep away from children!

We decline any liability, loss, or damage caused by improperly used modules! Also guarantee is lost in such cases.

Also LEDs can get quite hot. We strongly recommend to take care, that the maximum operating temperature is not exceeded, because this might reduce the expected life time of the LEDs significantly.

WARNING #1: LED light can have very high intensity, even if dimmed. Some modern LEDs even fall under the lasers marking obligation. Particularly in connection with optics also weak LEDs can become very dangerous. Staring into LEDs can cause irreparable damage to the eye's retina. Hence: **NEVER STARE INTO THE BEAM**. Use diffusers to spread the intensity!

WARNING #2: Please be aware that LED light may cause side effects, because this light can change intensity very fast! Changing light can affect the perception. Light pulses can release complaints or seizures to humans with inclination to epilepsy.

Contents

Each Chromoflex RC is shipped with this manual, a connector for power supply and a connector for the LEDs.

The handheld Radio Remote Control and the USB Dongle (for PC) are optional accessories.

Important: All Chromoflex manuals are available for download from the addresses at the end of this manual.

Connecting the LEDs / Power Supply

Important: The module must be operated with a power supply, that is matched to the used LEDs!

Important: Matched LED lamps, including power supplies are available from us. Also we supply complete kits, including plug-n-play connectors.

Important: Improper power supplies can cause malfunctions, (unwanted) flickering effects, damage of LEDs or electronics parts or - as worst case - overheating. We strongly recommend to use high-quality (stabilised) switching power supplies!

Of course, one single power supply can be used for several Chromoflex RC modules in parallel (if the maximum output power of the supply is regarded).

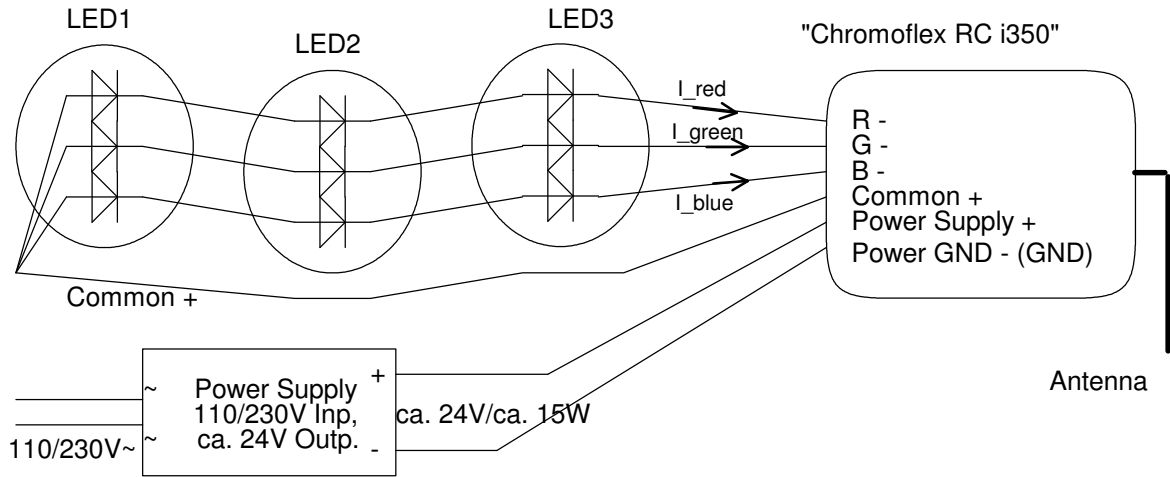
The minimum voltage for correct operation is 7.5 Volts, maximum voltage is 26 Volts (+ 5%).

Model „Chromoflex RC i350“

This model has 3 lines of 350 mA each. The power supply must be matched to the number of used LEDs in series: most high-power LEDs for 350mA constant current require around 3 - 3.7 Volts (depending on the colour, type and manufacturerer, per LED about 1.4 Watt power should be regarded). Normally green and blue need the highest voltages. The „i350“ itself need additionally at least about 3-4 Volts higher to maintain line regulation. The maximum operating voltage is 26 Volts (+ 5%). The model „i350“ uses highly efficient switching regulators to generate the 350 mA.

Constant current LEDs must be connected in series. Depending on the number we recommend as voltage for the power supply (in case of doubt, please check the currents I_{red}, I_{green}, I_{blue}, see picture):

| | |
|--------------|---|
| 1 RGB-Group | - (min. ca 7.5 Volt) - recommended 12 Volt / 5 Watt or higher power |
| 2 RGB-Groups | - (min. ca. 9 Volt) - recommended 12 or 24 Volt / 10 Watt or higher power |
| 3 RGB-Groups | - (min. ca. 15 Volt) - recommended 24 Volt / 15 Watt or higher power |
| 4 RGB-Groups | - (min. ca. 19 Volt) - recommended 24 Volt / 19 Watt or higher power |
| 5 RGB-Groups | - (min. ca. 22 Volt) - recommended 26 Volt / 22 Watt or higher power |
| 6 RGB-Groups | - (min. ca. 25 Volt) - recommended 26 Volt / 25 Watt or higher power |



The example above uses 3 LEDs. A 4 wire cable is used, where 1 wire is a simple pass-through for the common +.

Model „STRIPE“

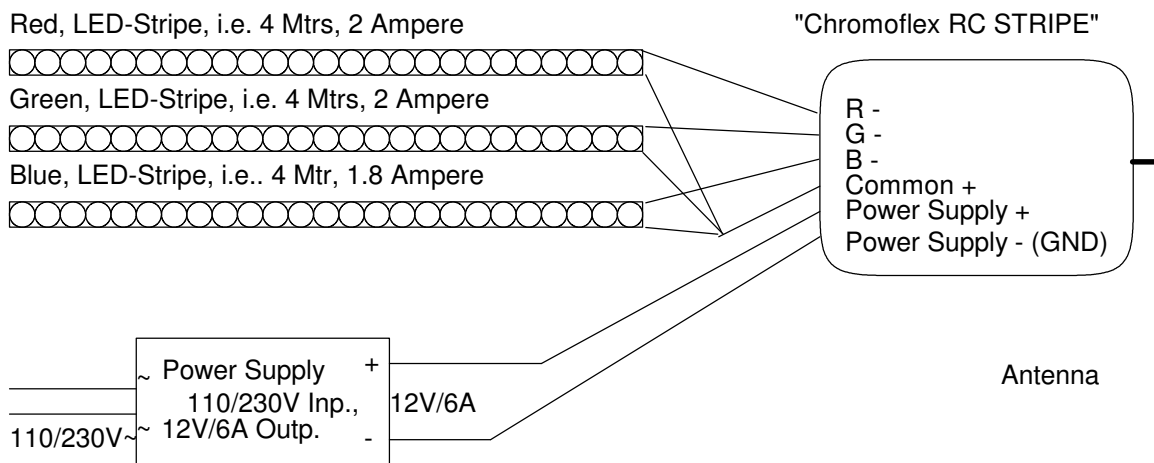
This model does not have any internal current regulator. So the supply voltage is passed through and the voltage of the power supply must match the voltage of the LED stripe.

Regarding any possible voltage drop, please see the previous paragraph. Cable lengths up to 5 Mtr. are allowed.

Note: We found LED stripes of 10 Volts, 12 Volts and 24 Volts on the market.

Note: We also deliver (flexible) LED stripes (on wheels) with a length of up to 4 Mtrs. Each colour will draw up to 2 Amperes at 12 Volts.

The model „STRIPE“ is designed for currents up to 5 Ampere per channel (15 Ampere in total).



ENGLISH

The communication of the Radio Remote Control or the PC Dongle with the Master is 2-way. But the master itself sends signals to the other modules only in one direction. However, this is safe, because if any packet goes lost, the next will follow after a few seconds. Even if many packets are lost, the network will still work synchronously.

It is good practice to set a module in the middle of the network as Master. If there is any of the other modules too far from the master, it will not follow reliably (or not at all) to the Master's commands (so this can be recognised easily).

A word about the range: The Radio Remote Control has a less strong antenna (it is inside of the enclosure) than the Chromoflex RC modules or the USB Dongle. The range of the Radio Remote Control is therefore normally below the range of e.g. Master to other modules. To achieve a good range, we recommend to justify the antenna of the Chromoflex RC modules directly „into the air“. Dense materials (especially if close to the antenna) like stone, concrete and metal parts may reduce the range significantly. In case of weak signals, sometimes it often already helps, if the module is moved some cm.

DIP-Switches

The selected Network and the Master mode are set with a small 4-DIP switch inside of the module. The top of the cover can be removed easily.

Important: Do not touch the electronic components, electrostatic discharge may cause damage to them. Use something spiky and non-conductive to turn the DIP switches.



Important: All changes of the DIP switches are recognised only after reset or power on!

Technical Data

Power supply: 7.5 - 26 Volt (+5%), regulated. Important: The power supply should have an equivalent pulse load. Unregulated or weak power supplies may cause flickering or malfunctions.

Module current (without LED lamps): ca. 10 - 20 mA

Operating temperature: 0°C - max. +50°C (recommended: ≤ 30°C) (Use only in dry places with sufficient air ventilation)

Radio frequency: 868.3 Mhz (license free in EC, Switzerland, Norway and Iceland)

Modulation system: The Chromoflex modules are based on a digital System, named „Vector-Fractal-Modulation“ or „VFM“. This modulation system was optimised for minimising load on power supplies and has considerable advantages compared to traditional systems. The modulation frequency is in the range from 120 Hz up to (max.) 240 Hz. Patent pending.

Model „Chromoflex RC i350“

Pulsed constant current, ca. 350 mA per channel (3 channels). Highly efficient switching regulators are used.

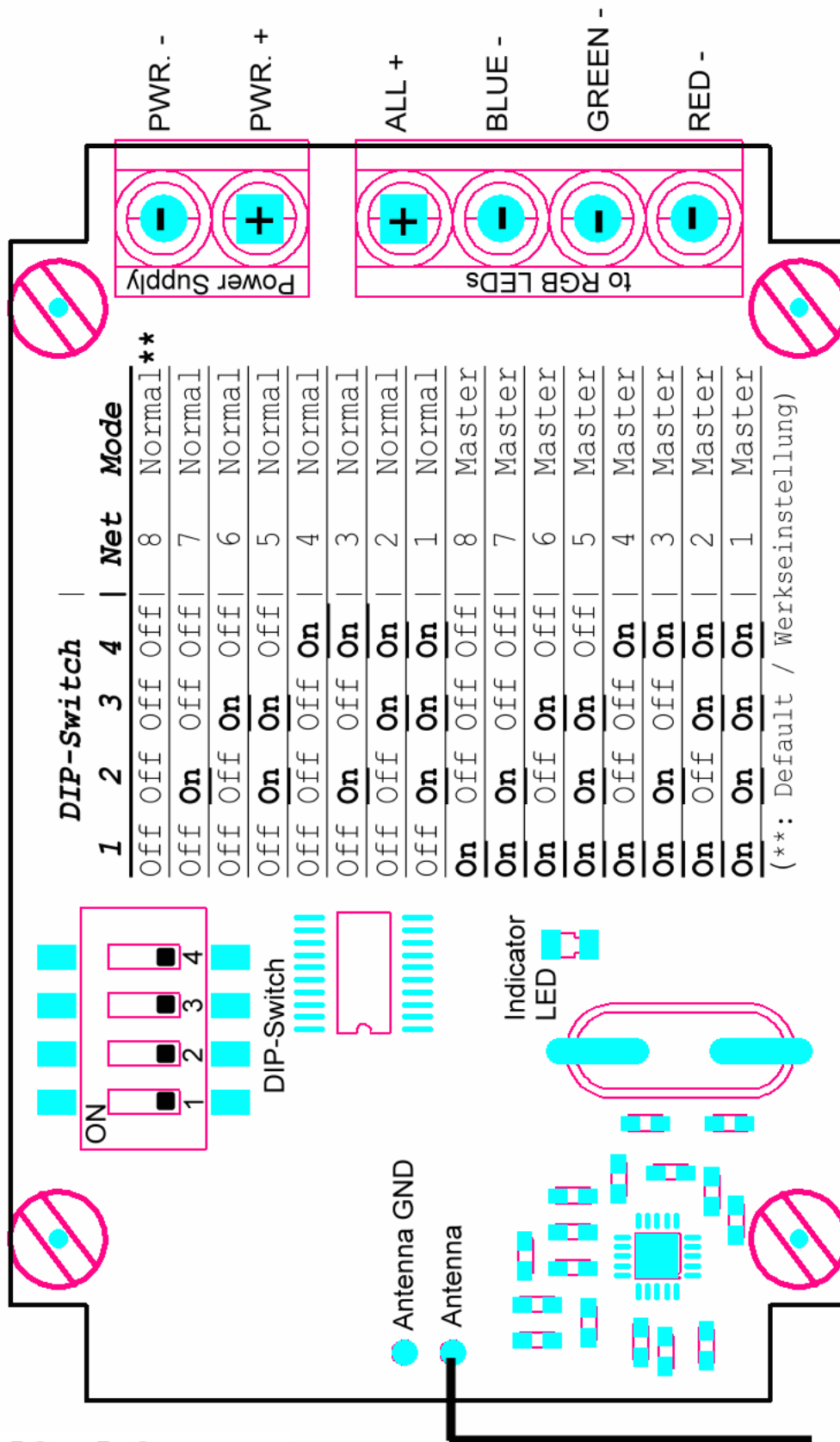
Model „Chromoflex RC Stripe“

Pulsed constant voltage, maximum allowed current: 5 Ampere per channel (3 channels)

Contact / Internet

Download of the PC Software, manuals, data sheets and technical requests (technical requests only as E-mail
Email: polis@hiline-lighting.com

Attachment - Module layout:



ENGLISH